

RUFFLE TOTE

38CM X 41CM | 15" X 16"



FEATURING FABRICS FROM
DEVONSTONE FASHION

2
green
zebras

FABRIC REQUIREMENTS

Project size 38cm x 41cm | 15" x 16"

Fabric SKU	Fabric SKU	Metric	Yardage	Inches
------------	------------	--------	---------	--------

TO MAKE TOTE

Note: This pattern was designed using a fat quarter of dress making fabric at 147cm wide



DVF1126 50 X 72CM FAT QUARTER 20" x 28 1/2"



DVF1123 50 X 72CM FAT QUARTER 20" x 28 1/2"



DVF1016 50 X 72CM FAT QUARTER 20" x 28 1/2"

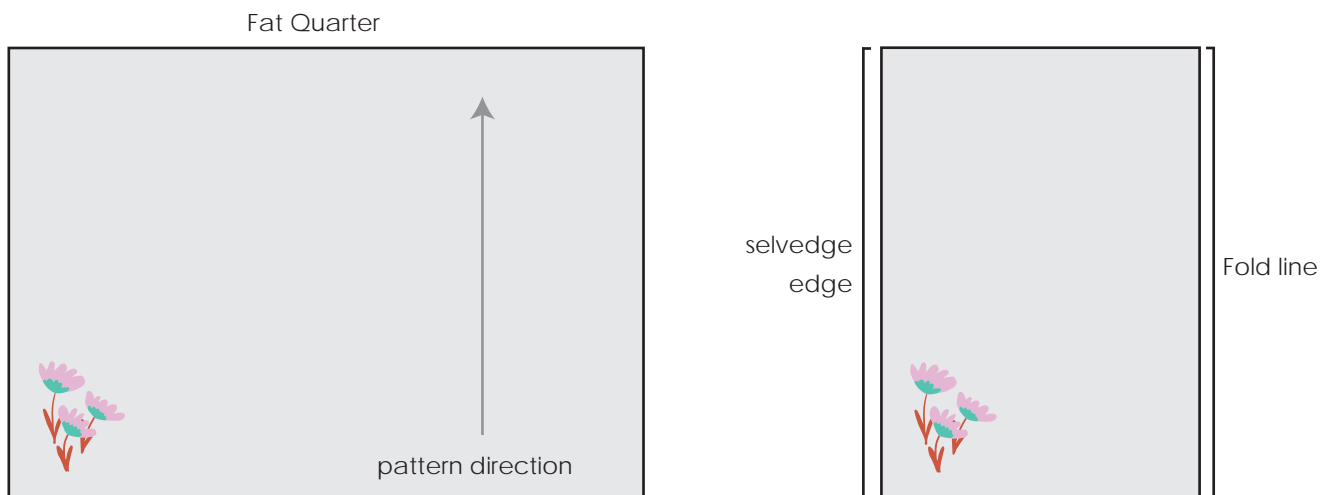
OPTION: Add batting if quilting your bag

NOTE: Walking foot may be needed if quilting your bag

CUTTING INSTRUCTIONS

FIRST cut off selvedge from both patterned fat quarters

Fold fabric in half selvedge to selvedge taking note of pattern direction.

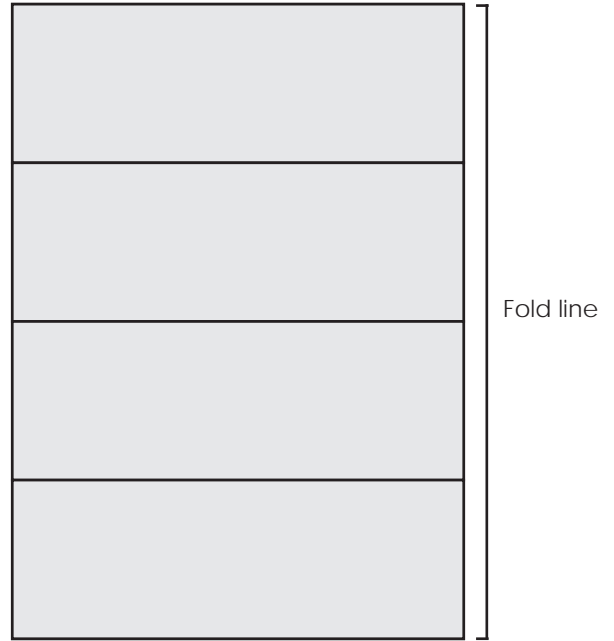



CUTTING INSTRUCTIONS

From the 2 patterned fat quarters cut:

- 2 2" strips across the fabric (*cut these first*)
- 1 13 1/4" X 15" pieces (cut on the fold) - Trim off fold


From the solid fat quarter cut into 4 X 4 1/2" strips across the fabric (cut on the fold)




PATTERN INSTRUCTIONS

Use a 1/4" seam allowance throughout, unless otherwise stated.

Take the blue solid fabric for the ruffle and sew strips together end to end.



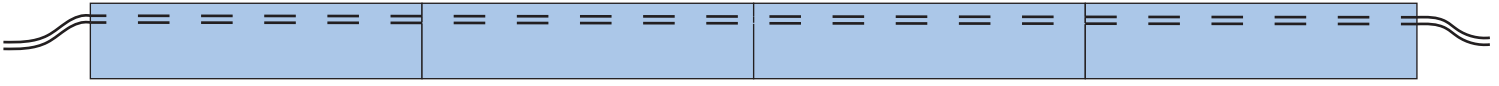
Fold the ruffle strip in half lengthways and tuck short side raw edges in. Top stitch along top and sides to secure.



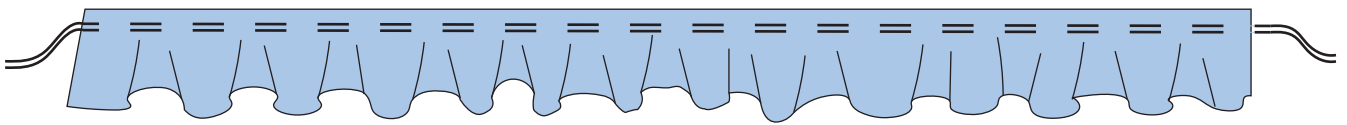
PATTERN INSTRUCTIONS

Use a ¼" seam allowance throughout, unless otherwise stated.

Take the ruffle strip and sew 2 rows of basting stitch along top using longest stitch on your machine and leave threads either end for gathering.



Pull threads to gather fabric until it is the correct size to fit around sides and base of the bag.



To make the handles take 1 strip of each of your patterned fabrics and place right sides together.



Sew around the strap leaving both short ends open.



Turn handle right side out, press, and top stitch down the sides.




Optional: sew a few extra lines along your strap for added stability and a quilted look.



PATTERN INSTRUCTIONS

To make the lining, take both lining pieces and place right sides together.

Sew around side and bottom edges leaving a gap about 4" on the bottom edge for turning later. Set aside.



Making the Bag - Use a 1/2" seam to complete bag, unless otherwise stated.

If quilting your bag, layer your outer fabric and batting and quilt as desired.

Take one outside bag piece rightside up and line up your ruffle edge to edge with the bag piece leaving 1/2" from the top of the bag and the ends of the ruffle. Make sure your ruffle is facing up as shown, pin in place and sew around the edge to secure.



PATTERN INSTRUCTIONS

Place your outside piece with ruffle attached, right sides together with your other outer fabric piece.

Pin together and sew side and bottom edges using your stitch line from attaching the ruffle as a guide sewing a little on the inside of the line to make sure all stitching is contained. Trim excess seam allowance.




Turn your bag right sides out.

With right sides facing, pin your bag strap to the bag leaving 2 1/4" from the outer edge of the strap to the edge of the bag on both sides, aligning the raw edges of strap and bag as shown.





Sew 2 rows of stitching 1/8" & 1/4" from edge to secure handles to bag. Make sure to back stitch at the ends.




PATTERN INSTRUCTIONS

Place the outside of the bag inside the lining right sides together, right sides together lining up the side seams.

Sew along the top. Trim the excess seam allowance leaving the double row of stitching where the handles are attached.



Turn the bag right side out through the opening in the lining. Stitch the lining hole closed.



Place the lining inside the bag, press along top edge and top stitch to finish off the bag!



PATTERN INSTRUCTIONS

Enjoy your finished Tote Bag!



Two Green Zebras
Worldwide Distributor of
Devonstone Collection

www.twogreenzebras.com
sales@twogreenzebras.com
[@twogreenzebras](https://www.instagram.com/twogreenzebras) [@devonstone_collection](https://www.instagram.com/devonstone_collection)